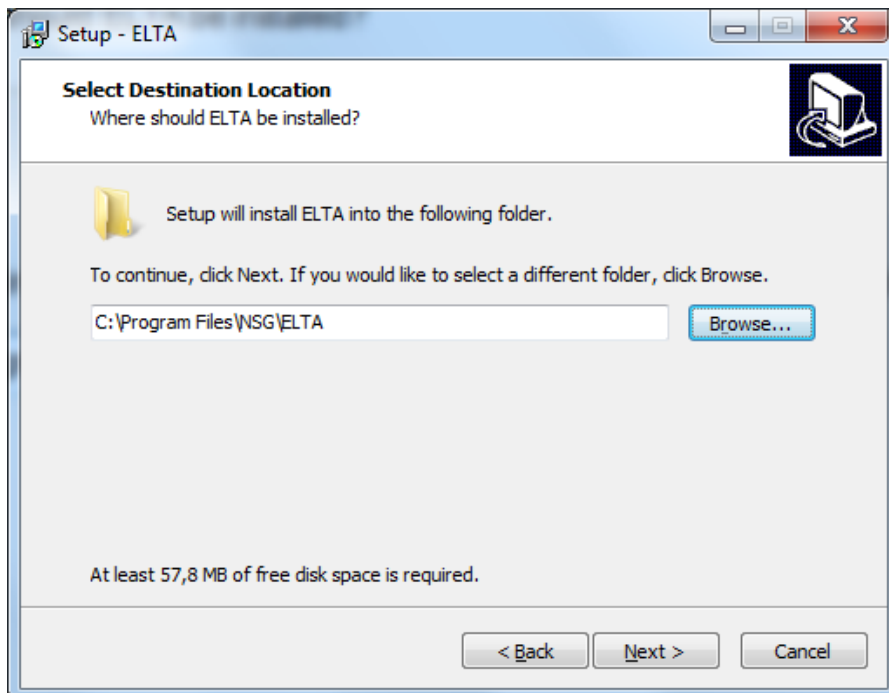
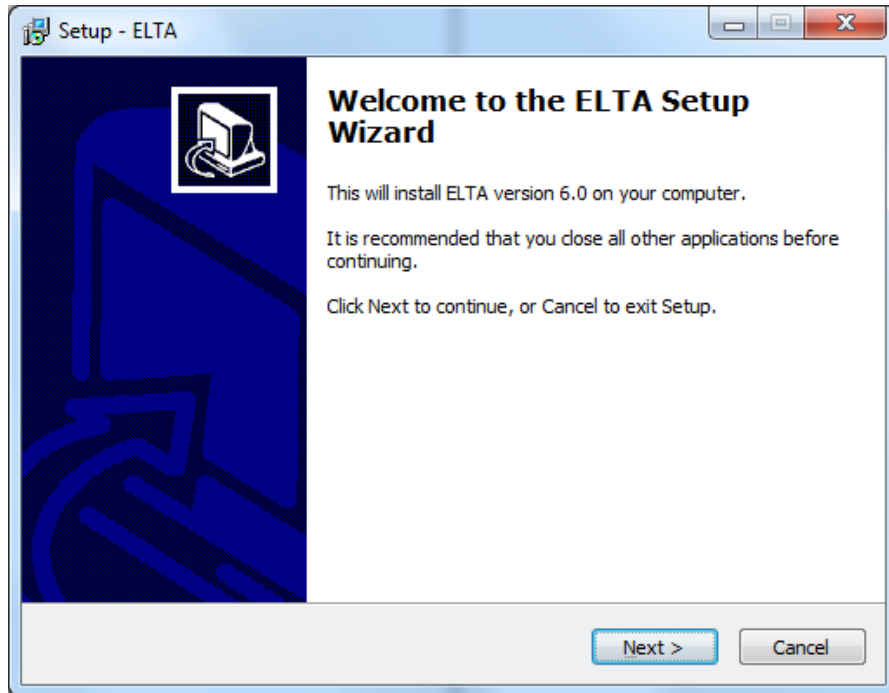
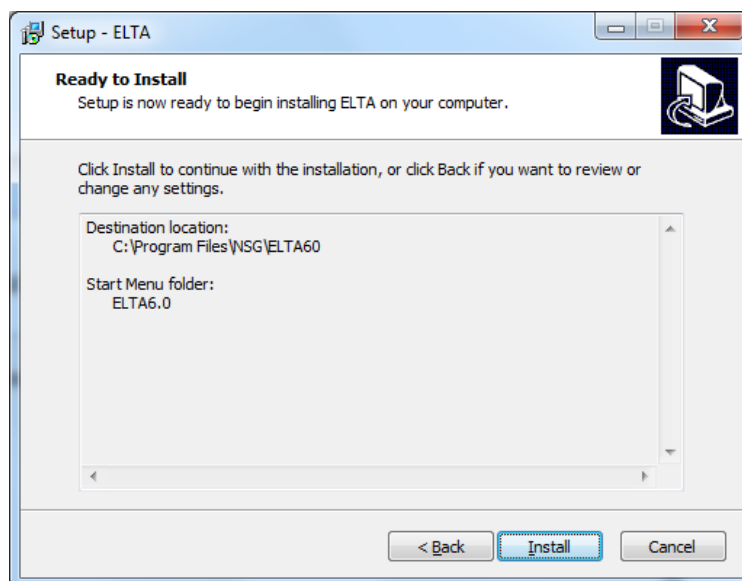
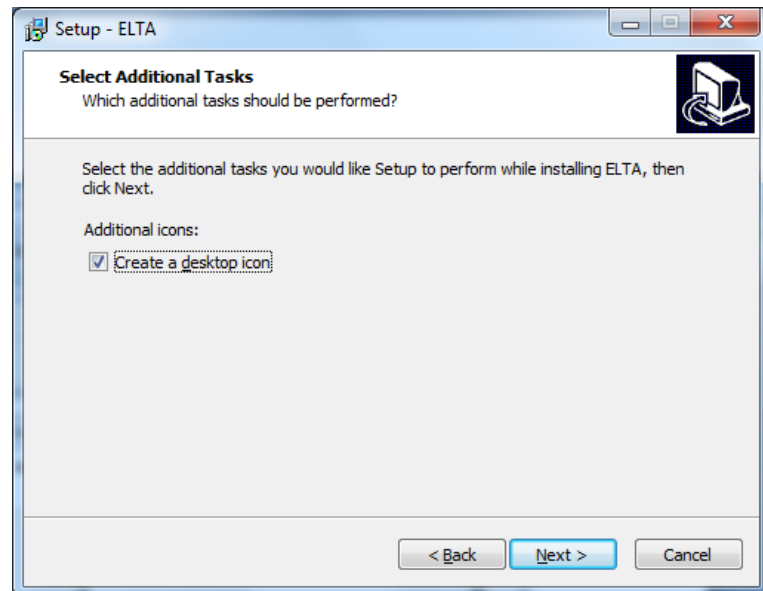
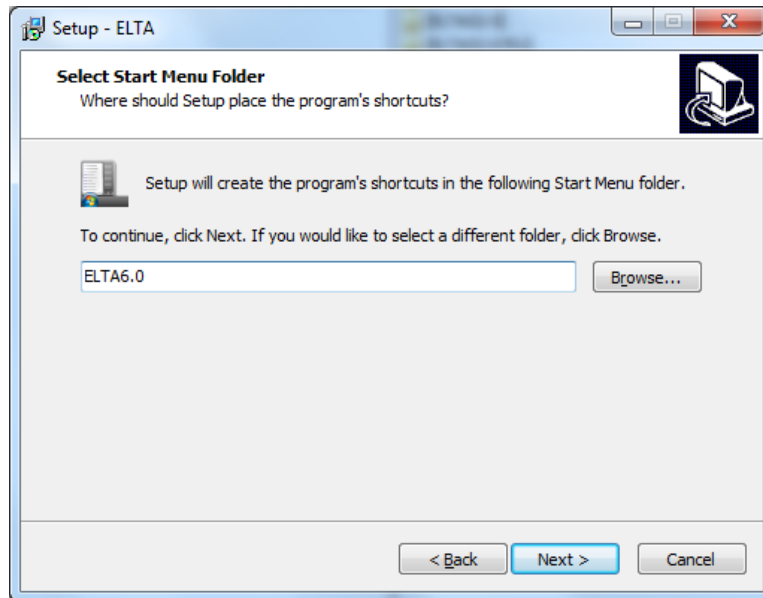


Installation of ELTA 5.5 and 6.0. Description of license procedure.

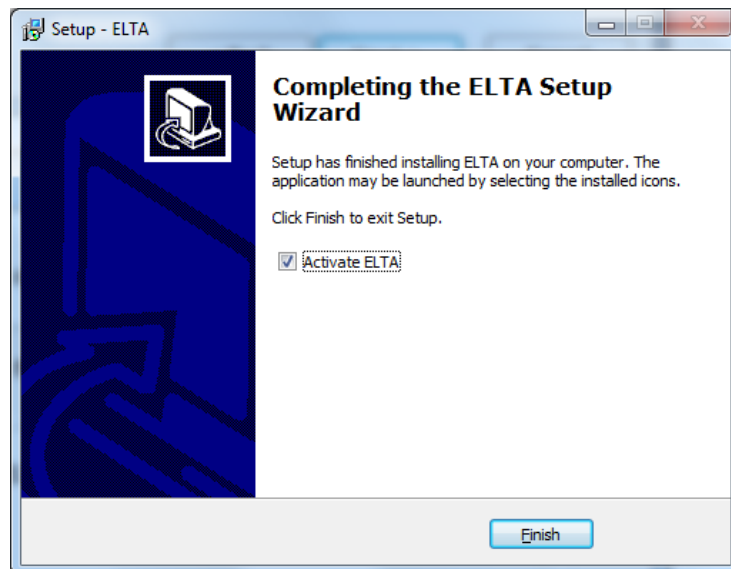
ELTA 5.5 and 6.0 works with electronic key, which you need to obtain from the program manufacturer or distributor.

1. Download a last version of ELTA.
2. Install ELTA 5.5 and 6.0 on workstation by means setup_elta55.exe or setup_elta60.exe following the screen instructions, as shown below.

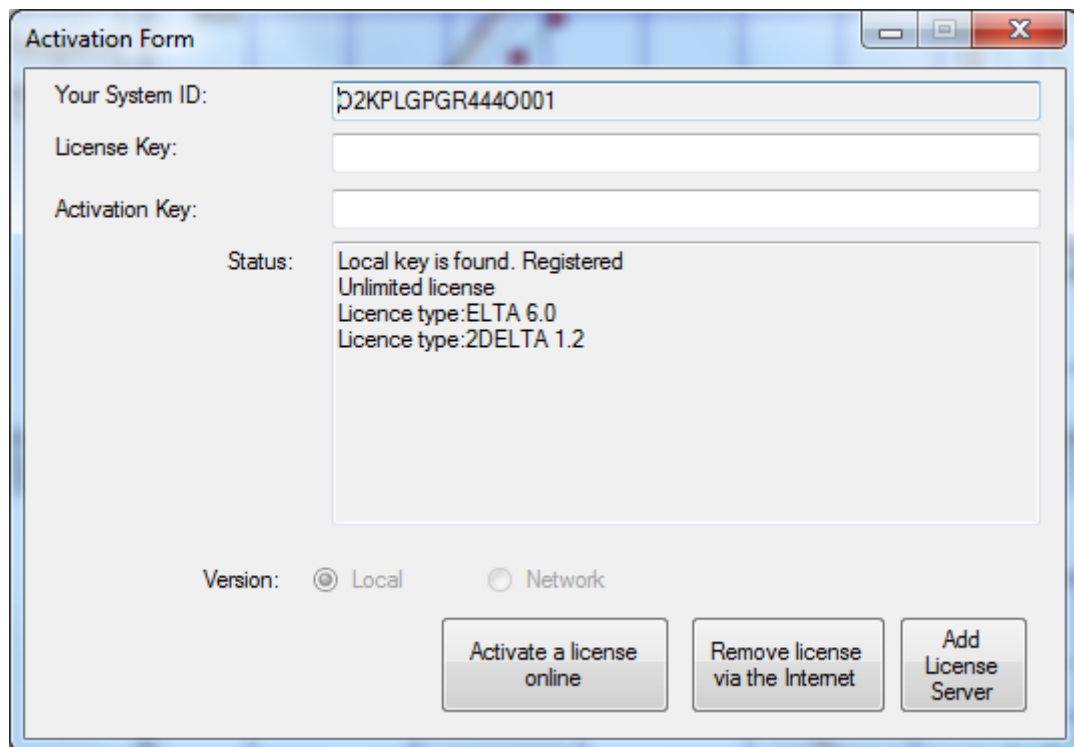




3. Activate ELTA to receive the License Key and run the program.



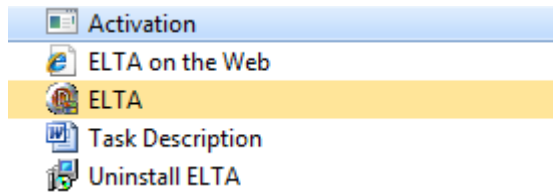
ELTA gives you an activation form and system ID



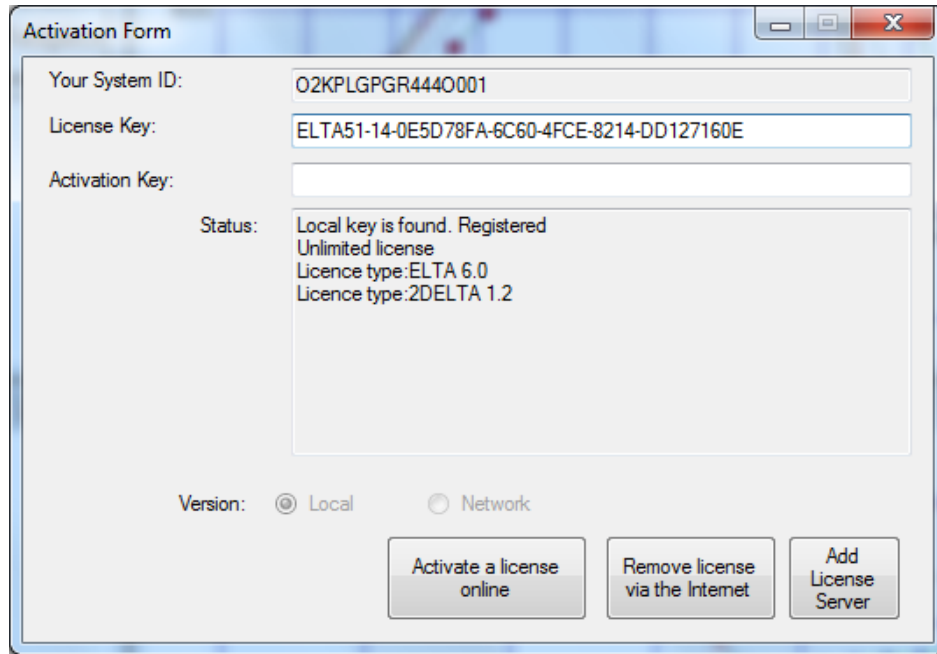
4. It will be better if you send to us this ID number by e-mail zenalex@nsgsoft.com. In some cases it is necessary to know your ID, if you can lost license in the future. License key can be send to you by customer or developer if you decided to use ELTA for evaluation period without knowing your ID.

For example, your license key is
1D1-2-5D8FE18C-2046-4C8E-8984-C52BF975791D

5. Open the installed program or click Activation button

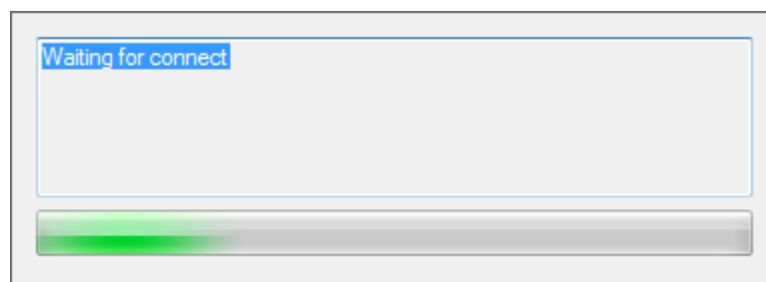


and insert (copy) the code into the License key window.



Keep in mind that the number of License Key may be used in the future if you want to change PC or windows system (for example XP on Windows 7, Windows 8 or Vista).

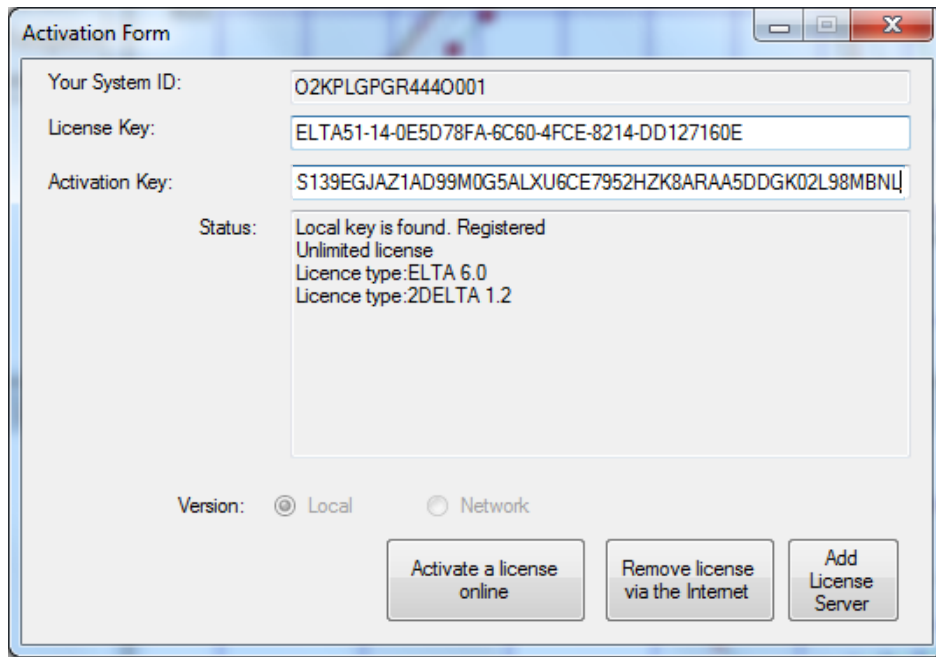
6. Click the button “Activate a license online”. The Internet must be available.




You can see the message “New code of activation is issued”.

You can see the activation key number and the text “Local key is found. Registered. Unlimited license”.

For example, your activation key is
QE3QS139EGJAZ1AD99M0G5ALXU6CE7952HZK8ARAA5DDGK02L98MBNL



7. Close the Activation form by clicking button  on right top corner. ELTA is ready to work.

Description of screen functions

Field	Description
Your system ID	Identification of PC. You need to have this parameter to obtain License key and Activation key where ELTA is installed
License Key	License key will be done if you want to purchase ELTA or use it on evaluation period
Activation Key	Activation key is an exemplar of identification for activation
Status	It is information about type of electronic key, duration of license use (limited or unlimited), license type
Activate a license on-line	Activation the license via the Internet
Remove License via the Internet	Removing the license via the Internet

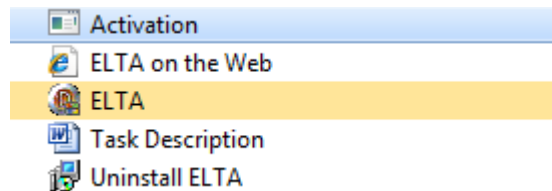
Window "Status"

Line	Description
Local key is found: Registered/ Unregistered	Local key is found Registered – license is activated Unregistered –activation of license is needed
Unlimited license/The license is valid until DD.MM.YYYY	License is unlimited/ The license is valid until determinate data

License type: ELTA	Name of program
Version: Local/Network	Local – Local license (one workstation only) Network – Network license (Server and determinate workstation, for example 5)

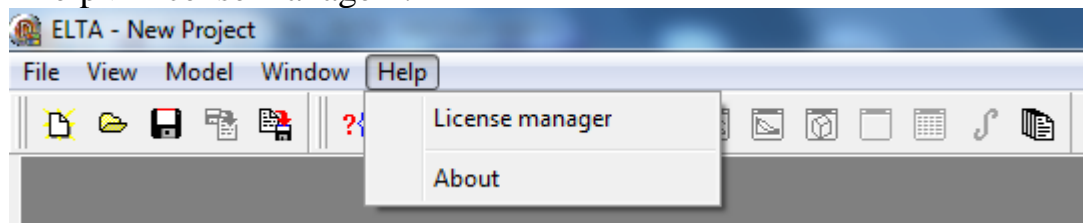
Deleting or removing the license

Find catalog ->ELTA->Activation»



or click Elta.exe button to run ELTA. Go to HELP License manager.

“Help->License manager”.



Click the button “Remove License via the Internet”. The Internet must be available. Status of license will be “Unregistered”. In this case License key is free and may be used in the future.

If you want to install the program ELTA 5.5 and 6.0 on other PC or on other windows systems repeat the procedure of this instruction from position 2 till 7. You system ID will be new but License key is the same.

Possible problems during the installation and solution

Problem description	Possible solution
Line "Status" has a message "Key not found"	Repeat the Activation procedure
The license cannot be activated	<ol style="list-style-type: none"> 1. Check the Internet connection 2. Press the buttons "Shift+D". The button "Regenerate License" will be available 3. Press the button "Regenerate License". New system ID will be appeared in the field "Your system ID" 4. Send by e-mail to zenalex@nsgsoft.com a message about your problem, the License key number and copy of this ID

If you have some problem with removing of program, press the buttons "Shift+D". The button "Regenerate License" will be available

Press the button "Regenerate License". New system ID will be appeared in the field "Your system ID".

You may repeat the activation procedure using new ID and your License key.

On any questions please contact to Alexey Zenkov via e-mail, phone or Skype.

E-mail: zenalex@nsgsoft.com

Phone: +7-921-9392590

Skype: zenalex2004